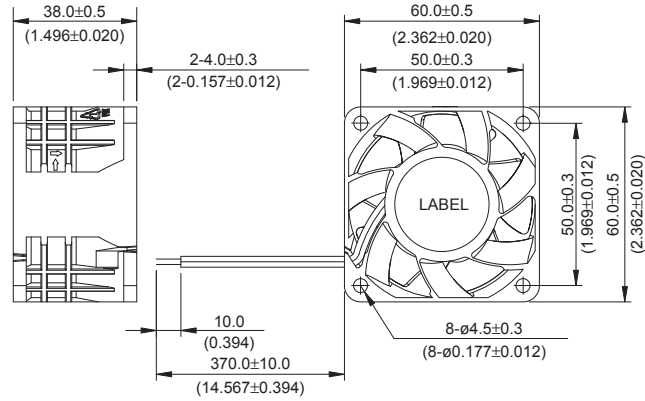


*New*



# FFB 60 x 60 x 38 MM SERIES

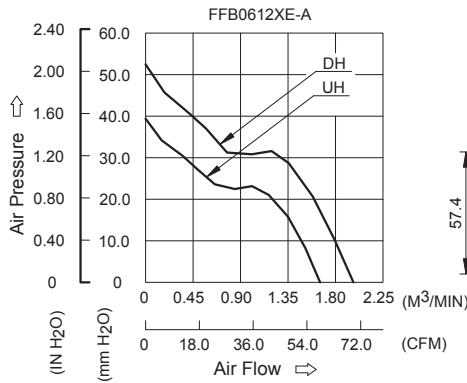
## DIMENSIONS DRAWING



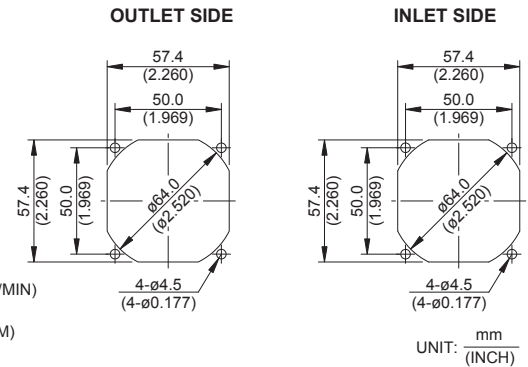
UNIT: mm (INCH)

- \* Bearing Type  
Ball Bearings
- \* Material  
Impeller & Frame : Plastic (UL 94V-0)
- \* Lead Wires :  
UL 1061 AWG #24 OR Equivalent  
Red Wire Positive(+)  
Black Wire Negative(-)
- \* Weight : 130g (4.59 OZ)

## P & Q CURVE (AT RATED VOLTAGE)



## MOUNTING PANEL CUTOUT



UNIT: mm (INCH)

MODEL			Rated Voltage	Operating Voltage Range	Input Current	Input Power	Speed	Maximum Air Flow		Maximum Air Pressure		Noise
PART NO.	REV.	FUNCTION	VDC	VDC	Amp	Watt	R.P.M.	m <sup>3</sup> /min	CFM	mmH <sub>2</sub> O	IN H <sub>2</sub> O	dB-A
FFB0612UHE	-A	R00 / F00	12	7.0 to 13.2	0.90	10.80	11000	1.654	58.42	39.40	1.551	60.0
FFB0612DHE	-A	R00 / F00	12	7.0 to 13.2	1.50	18.00	13000	1.970	69.55	52.47	2.066	64.0

\* Function type is optional.  
 \* The max. air flow and the speed are measured in free air ; max. air pressure is measured at zero air flow.  
 \* Noise is measured in anechoic chamber in free air, one meter from intake side.  
 \* All readings are typical values at rated voltage.  
 \* Specifications are subject to change without notice.